

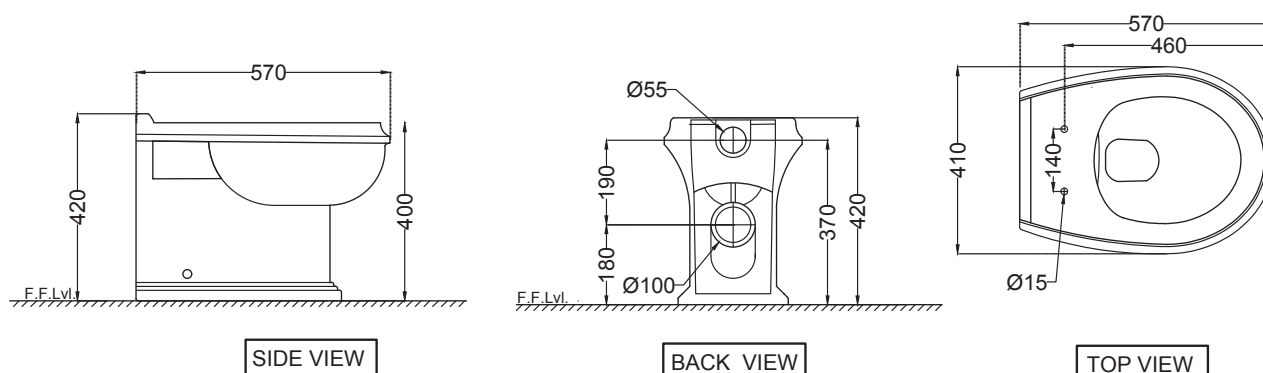




PRODUCT DETAILS		
Item Code:	QPS-WHT-7955P180UFPM	
Type:	Back To Wall WC	
Flush valves	Regular, Dual & I Flush advantages	
Outlet	Horizontal	
Material	Ceramic - Vitreous China	
Colour:	White	
Technical Details:	Internal diameter of inlet hole dia. Ø 55 ± 3 mm	
	External diameter of outlet hole dia. Ø 100 ± 5 mm	
	Vertical distance between the Floor and the centre line of the waste outlet hole ≤ 180 mm	
Product Dimension	410X570X420 mm	FEATURES Victorian Design, Coordinated Collection, Rimless Bowl Design, Efficient Flushing, Anti Germ Glazed
Trap Distance	P-Trap - 180 mm	
Product Weight	29.5 kg	
ACCESSORIES INCLUDED		
UF Soft Close Seat cover		QPS-WHT-7101UF
Floor fixing screw		ZPS -SNS-FB02
Inlet & Outlet gasket		ZPS-WHT-GK01
ACCESSORIES EXCLUDED		
Concealed cistern model no		JCS-WHT-2400S,2400FS,2400WS
CERTIFICATION		
Compliance : IS 2556.2:2004, IS 2556.1:1994 , EN 997 :2012+A1/CE All technical dimensions are in accordance to British standards, Bureau of Indian Standards		
<div></div>		
TECHNICAL DRAWING		



DISCLAIMER: Our every effort has been made to ensure factual accuracy, the information presented subject to changes due to requirements in different sites, markets and/ or countries. All dimensions are in mm (Tolerance ± 5 MM). Jaquar reserves the right to make the necessary amendments at any time without prior notice.

ALL DIMENSIONS ARE IN MM.
(TOLERANCE ± 5 MM)